



12.1 small dormer on the roof



12.2 tape
JUTADACH SP SUPER



12.3 dormer side



12.13 detail přilepení přesahu u hřebene střechy vikýře a upevnění membrány na kontralatě



12.4 stick the membrane overlap on the side of the dormer



12.5 dormer side – detail



12.6 stick the membrane overlap on the roof of the dormer




12.7 detail of sticking – bottom part of the dormer's roof



12.8 detail of sticking – ridge of the dormer



12.9 apply membrane over the valley counter batten




12.14 breathable membrane – SMALL DORMER



12.10 fix the membrane on valley counter batten with the staples




12.11 stick the tape JTD SP SUPER over the staples



12.12 apply membrane over the other valley counter batten



Detail of membrane overlaps sticking at dormer's ridge and membrane fixing over valley counter battens



Breathable membrane – SMALL DORMER

BREATHABLE WATERPROOF MEMBRANE – SMALL DORMER

- Lay down on boarding or on rafters the drip ledge and fix it
- Stick sealing tape JUTADACH SP 38 (JUTAFOL SP1) on the drip ledge
- Lay down breather roofing underlay horizontally (or vertically) across the roof slope over insulation or rafters. Start from the gutter side of the roof upward to the ridge, with overlaps of min. 10 cm (depends on the slope). Vertical connection of the membrane must be made over the rafter.
- The membrane is fixed to the boarding or rafters with non corrosive flat-headed nails or staples and only over the overlapping area. Stick the membrane on the drip ledge with sealing tape JUTADACH SP 38 (or tape JUTAFOL SP 1)
- In case of roof slope under 22°, connection of overlaps with connecting tape is recommended (integrated, or tape JDT SP 38) .
- Counter battens are installed over the underlay and should not exceed 1,2 m. In case of roof slope under 22°, and in valley between roofs the sealing of counter battens with tape JUTAFOL TPK is recommended. To create rain-resistant roof construction, sealing of counter battens with tape JUTADACH TPK SUPER is necessary.
- **DORMER** – Lay down breather roofing underlay across the roof slope and trim it at the dormer.(Obr. 12.1)
- Stick the membrane with tape JUTADACH SP SUPER on the side of the dormer. Start at the dormer's side and then continue over the dormer's roof. (Obr. 12.2-12.8)
- Apply membrane over the valley counter batten and fix it with staples. Stick the tape JTD SP SUPER over each staple. (Obr. 12.9-12.14).